

Market Snapshot Botany Downs August

2020

Provided by Angela Cai, Ray White Pakuranga

Total Sales by Quarter

	2020/19	2019/18	2018/17
Aug - Oct	—	20	23
May - Jul	20	26	17
Feb - Apr	13	18	27
Nov - Jan	17	10	15

Median House Sale Price

\$1,025,000

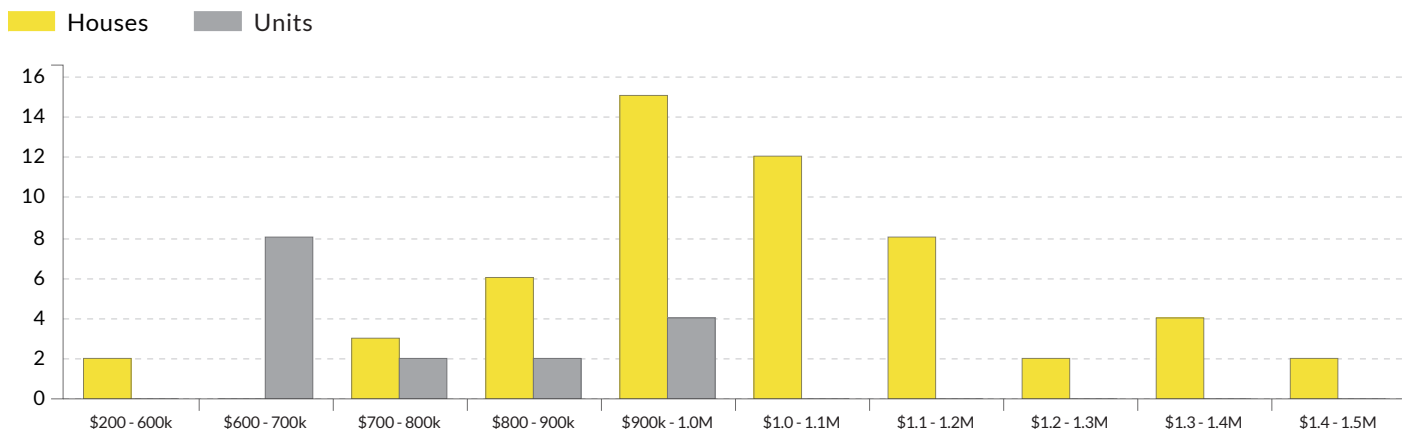
▲ 7.3% change vs. last year

Median Unit Sale Price

\$875,000

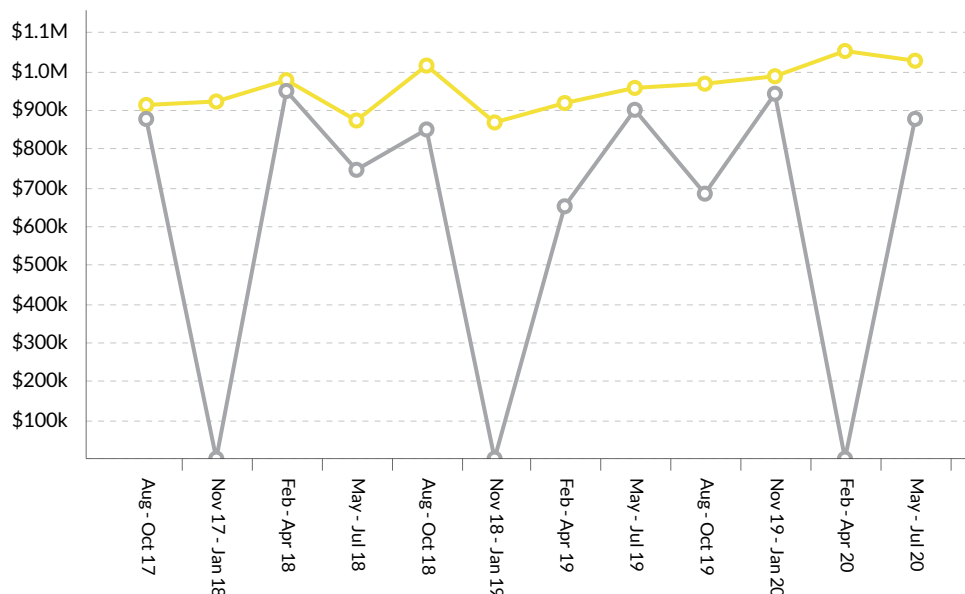
▼ -2.6% change vs. last year

Sales By Price Range (Aug 2019 - Jul 2020)



Sold Median Price Trend

■ Houses
 ■ Units



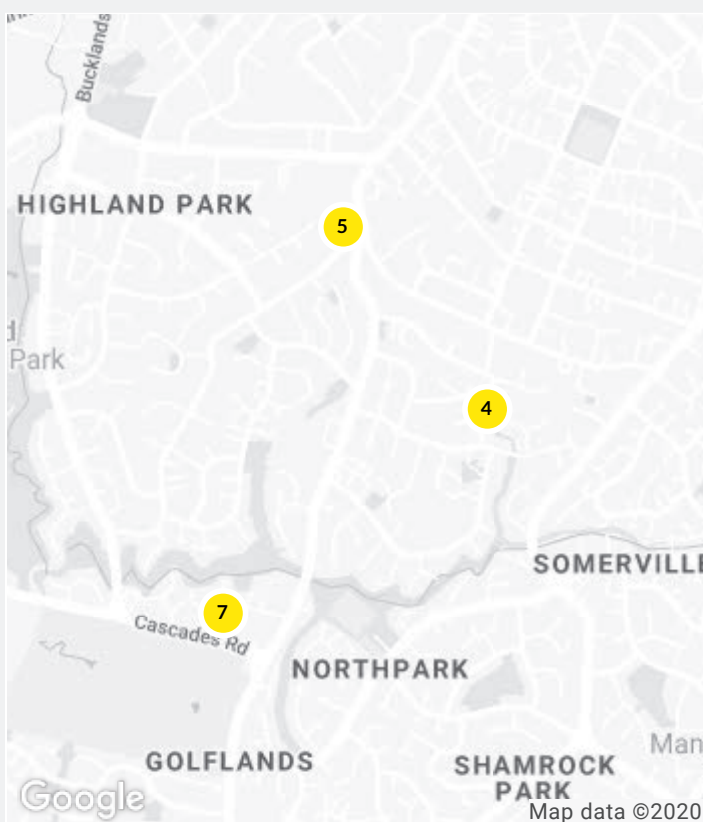
We hope you found this market update helpful. If you'd like any further information on the market please don't hesitate to get in touch.

Angela Cai

021 889 058

angela.cai@raywhite.com

Recent Market Sales in Botany Downs



No.	Address	Features	Price
1	1/15 Solana Court, Botany ...	3 Beds	\$1.09m
2	25 Borrowdace Avenue, Bot...	3 Beds	\$1.16m
3	33 Booralee Avenue, Botany...	4 Beds	\$1.45m
4	13 Kyeemagh Street, Botan...	5 Beds	\$1.35m
5	5A Bradbury Road, Botany ...	4 Beds	\$1.35m
6	81B Mirrabooka Avenue, Bo...	3 Beds	\$1.05m
7	2/32 Headcorn Place, Botan...	3 Beds	\$1.17m
8	1/2 Kallaroo Place, Botany ...	3 Beds	\$945k
9	10 Baringa Place, Botany D...	4 Beds	\$1.17m
10	4 La Perouse Street, Botany ...	3 Beds	\$1.12m